



RI Sewing Network

February 2022 Newsletter

RISN Meetings

**Warwick Center for
the Arts**
3259 Post Rd
Warwick, RI 02886

**First Tuesday of
the Month**

SOCIAL HOUR
6:00 PM

SEW & SHARE
6:40 PM

SPEAKER
7:00 PM



October 5, 2021
November 2, 2021
December 7, 2021
March 1, 2022
April 5, 2022
May 3, 2022

Welcome to 2022!

The RISN Board members have been hard at work finalizing an exciting beginning to the new year. The remaining three meetings are filled with exceptional speakers you will want to see and hear. In addition, there's a bonus afternoon session scheduled in March, and an amazing raffle for a sewing machine and pressing station. More details are described below and in the newsletter. But first, let's recap the December meeting to catch up anyone that might have missed the fun evening.

Jennifer Hunt and Joan Alger from Castle Lane Renaissance Cloaks dazzled us with a showcase of beautiful wool and velvet cloaks, capes, pelts, and renaissance garb. They shared their story about how they started their business and how it has grown beyond their expectations. If you missed the event, a short summary and several photos are in the newsletter.

Our members have been busy at their machines based on the turn-out to Sew and Share in December. Remember the Holiday Challenge in November from Mary Jo where she offered several holiday themed fabric panels and challenged folks to make something? Well, we were delighted to see some of these panels come back as tablecloths, trivets, coasters, and aprons. And many more on the Sew and Shares.

The evening raffle is always a highlight. Thanks to Mary Jo several sewers went home with cute coffee mugs with sewing inspirational sayings. No doubt that RISN loves their raffles! So, the RISN Board came up with a fabulous idea for a "raffle of all raffles" to close out our season at the May 2022 meeting. Please be sure to purchase your raffle tickets early and seek out some 4 leaf clovers for good luck!

Mark your calendars for March 1 where RISN will host a special two-hour afternoon session with Anna Mazur. A nominal fee will be collected to attend this exciting event where we will get a behind the scenes look at how THREADS Magazine pattern review column comes together AND a trunk show of Anna's garment and accessories featured in THREADS. The regularly scheduled RISN meeting will follow that same evening.

For anyone still wanting to join the private RISN Facebook page, updated instructions are enclosed.

As a reminder there are three remaining meetings this season: Anna Mazur from THREADS Magazine March 1, Anna Taylor & Ben Greslick all about Body Scanning Dress Forms on April 5, and Beth Bentley, May 3, on Draping.

Please send your ideas and stories for future newsletters to Susan Berlam, newsletter coordinator (scberlam@berlamnet.com).

RISN Executive Board
EXECUTIVE SECRETARY

Mary Jo Hines
(401-785-9001)

maryjo.hines@gmail.com

**TREASURER &
REGISTRATIONS**

Ann Pericolo

AnnPericolo@yahoo.com

NEWSLETTER

Susan Berlam

sberlam@berlamnet.com

PROGRAM CHAIRPERSON

Diane Martin

(401-439-5376)

dianemartin426@gmail.com

**SPECIAL EVENTS &
NAME TAGS**

Susann Walter

Sueann301@yahoo.com

**REFRESHMENTS
CHAIRPERSON**

Nancy Spirito

bridalfinerydesign@gmail.com

WEB ADMINISTRATOR

Maureen Rozes

maureenrozes@gmail.com

FACEBOOK ADMINISTRATORS

Sueann Walter

Sueann301@yahoo.com

Mary Morse

memorse@yahoo.com

Newsletter Guide

Newsletter Guide 2

1. Membership Information & Facebook Instructions 3

2. December Recap – Jennifer Hunt & Joan Alger from Castle Lane Renaissance Cloaks..... 3

3. New Venue 8

4. Special Raffle – Thanks to Generous Donors!..... 8

5. Special Afternoon Session with Anna Mazur March 1..... 9

6. RISN Meeting Schedule and Speaker Line-Up for 2021-2022..... 10

7. Facebook Sharing..... 12

8. Other News and Interests 16

2021-2022 MEMBERSHIP APPLICATION FORM..... 17

2022 Special Raffle Order Form 18

1. Membership Information & Facebook Instructions

If you are wondering how many members we have, it's **107!!!!** Thank you to everyone for spreading the word about this fun and informative organization. It's never too late to join, or simply attend a meeting that showcases a topic you are interested in. Invite your friends to one of the remaining meetings!

For any members that would still like to join the private RISN Facebook page, here's updated information from Sueann on how to join.

To become a member of the RISN FaceBook group go to the search bar and type in RISN Exclusive. When it brings you to our page there are two questions you need to answer. Answer those and hit submit. Once the administrators are notified by Facebook the record will be checked to make sure you are a current member, and you will be added.

Attached to this newsletter is the 2021-2022 RISN membership application form. Membership includes six issues of our newsletter, access to the private RISN Facebook page, plus discounts to meetings and other events as well as email news.

1. Annual Membership is \$10 and each of the six scheduled meetings is \$10 for each meeting attended. The nonmember fee for meetings is \$10 per meeting (no emails or Facebook).
2. Premiere Membership is \$40. With this Premiere Membership, the \$10 membership fee is waived and there are no additional fees for attending meetings.

The Registration form is attached to the newsletter and on our website:

www.rhodeislandsewingnetwork.com

2. December Recap – Jennifer Hunt & Joan Alger from Castle Lane Renaissance Cloaks



Jennifer and Joan set up their display of just a few of the thousands of garments they create each year for the King Richard's Renaissance Faire.

Jennifer and Joan from Castle Lane, purveyors of quality capes, cloaks, scarves, blankets, capelets, pirate coats and more, shared an outstanding collection of wares and stories from their 20 year “side-job” at King Richard’s Faire. They told us before the meeting that “we are passionate about fabric, craftsmanship and the journey this adventure has taken us on”, and they weren’t kidding.

Jennifer, the spokesperson for the evening, told us about the start of their journey some 19 years ago. Back then, they started with ~ 200 capes for the entirety of the Faire (18 days over a 2-month period). The business blossomed and they now own two permanent buildings on the Fairgrounds where they can store goods and equipment year-round and then use to sell their crafted wares. Before they purchased the buildings, they would have to cart all the goods in an out daily. Yikes! That’s a lot of muscle building opportunity. This year demand was so high, they struggled to keep up with selling upwards of 80 capes on any given day! That’s an enormous amount of fabric, energy and artistic talent devoted to a “side-job”.

Even to this day, both ladies work full-time jobs and run a horse farm while they dedicate their extra time to this passion. Based in Exeter, RI, their Faire inventory takes a year to build. It begins with numerous trips to NYC and Boston to source fabrics and supplies. Their trip isn’t like our RISN NYC bus trips, where we can usually carry our many precious bags of fabrics back to the bus. Their trip includes a horse trailer which they tow to the city in the early morning hours, yes 4AM, and park it. From there they go to their usual suppliers and purchase 40-80 yard rolls of fabrics; wools, furs and velvet. Imagine what each roll weighs?!? Wouldn’t it be wild to be a fly on the wall and watch the trailer be filled with these enormous rolls? NYC trips often last 2 days. This past Faire, they sold so many capes, that they made an emergency trip to Boston mid-Faire, to buy more fabric and have garments sewn up as quickly as possible from their dedicated group of local seamstresses.

Neither Jennifer nor Joan does any of the sewing. They have a small group of sewers that have been supporting their business. They offer wool, velvet, fur/pelt, and leather capes and cloaks, wool “Pirate Coats” upcycled from existing wool coats, and ponchos to fit children and adults. Jennifer, while not a seamstress, is an amazing fabric painter and she does all the painting on the velvet capes. She showed a few with extraordinary detail in the painting and then told us how “easy” it is for her. To our astonishment, the hand painted velvet capes are machine washable and dryable. Jennifer said some of her customers have been wearing and washing their velvet capes for 15-20 years!

Aside from the fabric garments, they also sell capes made from leathers and pelts. We saw examples made from silver fox, beaver, coyote, deer, and Tibetan goat. Their pelts are carefully sourced from reputable animal suppliers to ensure the animal was appropriately handled.

If it wasn’t enough to be mesmerized by the samples they displayed, they tested our knowledge by asking “what’s the difference between a cape and a cloak?” mmmmm..... After a few tries, Jennifer explained a cape has armholes, while a cloak does not.

Castle Lane has many repeat customers each year. King Richard’s Faire is the only faire they show their works. However, they do take orders throughout the year as well. Oh, and not to be forgotten, they have expanded their artistry at the Faire to include pottery. Side-job, remember!

It was a fascinating evening. I have never been to the Faire, but now can’t wait to see what it’s all about. Thank you, Jennifer and Joan.



That's Mary Jo under the cape on the left, Rosemary on the right and Jane donning the green painted velvet cloak.





A few photos from the evening....

First the Holiday Challenge and creations made from the fabric squares by Diane Erdman Cormier and Mary Jo Hines.





On the right, see Diane Martin's stunning fur jacket created from M8049. You can't see from the picture, but the back hem includes elastic. GORGEOUS!

Are you taking orders? ☺

And on the left is Mary Jo Hines's coaster using the Christmas holiday panel.



Denise Carlson's lovely creations for little ones; custom stockings and apron. Those stockings were filled with creations, including a fabric book.



Little girl dresses!!!
Oh so beautiful.
Thank you Cathy Oates-Dacey for sharing your amazing handwork.

Maybe a smocking class in the future???





Jane Headley modeling her stunning, STUNNING, wool coat with lovely silk lining. Impeccable sewing!



3. New Venue

REMINDER –

The Warwick Center for the Arts does have a handicap parking space and an elevator located near the rear of the building. If you need to use the elevator, call the number posted on the door (401-737-0100) and someone from the Center will unlock the door.




4. Special Raffle – Thanks to Generous Donors!

Diana Neumann's family has graciously donated her Janome DC3050 portable sewing machine and an anonymous donor gave us a Digital Simplicity Quick Press Pro to the RISN. Photos of these generous gifts are shown below. In an effort to continue to bring outstanding professional speakers and workshops to the RISN, these two items will be raffled off and the proceeds will go into the RISN treasury. Raffle tickets will be sold at the remaining RISN meetings with the raffle being held at the May meeting. You do not have to be attendance to win.

Raffle Tickets: One (1) ticket for \$5. Five (5) tickets for \$20. Purchase tickets at the meeting (March, April, and/or May). Upon purchasing, RISN members will be asked to write your name on each raffle ticket purchased. Non-members purchasing a raffle ticket will be asked to write their name and phone number on each raffle ticket purchased.

If you are unable to attend a meeting in person to purchase your tickets, you can order raffle tickets by mailing your money and request to Ann Pericolo, RISN Treasurer. Ann will write your name on your raffle ticket(s). A Raffle Ticket Order Form is at the end of the newsletter.

On a somewhat related note, many thanks to the generous RISN members who donated towards Diana's cause when selecting from her collection. The fabric raised \$120, and the same amount was donated for her books. All donations were sent to her charity of choice, The First Baptist Church of North Attleboro.



5. Special Afternoon Session with Anna Mazur March 1

Pattern Review & Trunk Show

WHEN: 2-4 p.m. March 1

WHERE: Warwick Center for the Arts (regular meeting venue)

COST: \$20 members, \$30 non-members. Fee collected at the door. No pre-registration.

Don't miss this special event that is taking place on the same day as the regularly scheduled RISN March meeting. Take the time to reach out to a member (or bring a guest) and plan to attend this event together then catch a quick dinner and be back in time for 6:00PM for the social hour. The

evening session with Anna will feature a Trunk Show of all the custom handbags. More details on the evening meeting are provided in next section of the newsletter.

Here's a teaser of what the afternoon session will entail...

- A behind the scenes look at how the THREADS Magazine pattern review column comes together
- A trunk show of Anna's garments and accessories featured in THREADS magazine articles dating as far back as 2001, plus a few more special occasion outfits

Anna has been writing the pattern review column for THREADS magazine since 2004. Over the years she has seen the format evolve, but one thing that has remained constant is the testing process. Come find out the time frame it takes to produce one article and the ins and outs of how it all comes together. You will also look at her extensive collection of garments created for articles in the magazine. She loves to go above and beyond the written word and often times incorporates techniques that need to be left off the page due to either being unrelated to the article or because of space constraints. Examine firsthand the actual garments and view the details which were left out. She will also bring along some memorable clothing created over the years.

6. RISN Meeting Schedule and Speaker Line-Up for 2021-2022

RISN 2021/2022 Speakers

October 5, 2021	Jill Marinelli - Fashion Stylist
November 2, 2021	Adrian Burke - Fabric Design & Printing
December 7, 2021	Jennifer Hunt & Joan Alger - Castle Lane Renaissance Cloaks
March 1, 2022 2PM	Special Event with Anna Mazur – Threads Magazine
March 1, 2022 7PM	Anna Mazur – Threads Magazine
April 5, 2022	Anna Taylor & Ben Greslick - Body Scanning Dress Forms
May 3, 2022	Beth Bentley - Draping

Below are a few details about the upcoming speakers. See previous newsletters for past speakers.

Anna Mazur **Threads Magazine**

March 1, 2022

Evening 7PM - Handbag Trunk Show




Anna Mazur is a contributing writer for THREADS Magazine since 2000 and has been writing their bi-monthly Pattern Review column since 2003. She has released the book, "Handbag Workshop", Taunton Press 2014. She was a participant in the THREADS Design Challenge VII, has designed for the Fairfield & Bernina Fashion shows, and made guest appearances on HGTV's, "Sew Much More". Anna is a former ASG regional representative and past president of the CT chapter. She has presented sewing programs at various venues across the country including Hawaii. Her work has ap-

peared in several books and various publications. Anna is known for her attention to the fine details and her blue-ribbon award winning garments have been exhibited locally, nationally, and internationally.

Anna Mazur was born on the Portuguese archipelago island of Madeira, world renowned for its hand embroideries, cutwork and appliqué, fine wine, and wicker. Her early childhood was surrounded by couturiers and embroiders. It was natural she picks up a needle and mimic the influences who unknowingly carved out the blueprint that would eventually follow her throughout life. At age 6 she began to hand embroider, by age 9 could make a bound buttonhole and by age 12 dove into garment sewing. She has been at it ever since. She grew up in Massachusetts, where she never forgot her roots and influences. She began sewing garments without a pattern and by the 5th grade was wearing her creations to school. Teachers took notice and when a math competition came up that year, she chose the topic, metric vs. imperial measuring systems. She set out to prove whether they were the same by using each system to make a garment. The outcome was identical and won first place, the first sewing award of many to come. Freshman year in high school she upped her sewing skills and began making tailored garments. She always knew she wanted a career in fashion, specifically to attend FIT. When it came time pick a college and choose a major her parents did not see it the same. Her dad, an accountant himself, thought best that she pursues a traditional career; besides they saw NYC and Boston as two worlds apart. As a result, she followed in his footsteps, earning a bachelor's degree in accounting. She never forgot her dream and always found time to sew. She credits her current level of work to her patience for handwork and those solid tailoring techniques she learnt in the early days. She believes patience and precision go hand in hand with quality and solid design.

March 1, 2022 – RISN Evening Meeting : 7PM

- A Trunk show of all the handbags showcased in Anna's book "*Handbag Workshop*", Taunton Press 2014 ([click here to see the book](#))
- Look through the actual folders that were generated while developing the designs



Here is your chance to examine firsthand the tangible handbags featured in her book. Of the 18, fourteen are 100% leather, three are a combination of leather/fabric and one is entirely fabric. Leather types range from lambskin to the exotic's such as Stingray and Ostrich. Although they were designed with leather in mind, they are also adaptable to fabric as well. All are her original designs

and every single one was sewn on a home sewing machine. She features handbags for every level of expertise; from beginner to intermediate to advanced. The actual patterns are included in the book and simply need to be enlarged 250%. Anna will show you how to print the pattern on your home printer. You will also get to see and be able to browse through the eighteen developmental files: from the initial conception, all the way through to the final manuscripts.

Anna Taylor & Ben Greslick

Body Scanning Dress Forms

April 5, 2022

[3D Print Me Website](#)
[Helpful FAQ's](#)
[What to WEAR!](#)

If you remember we were scheduled to have Anna and Ben last season and published a brief column in the March 2021 newsletter describing how they started their business. You can find the archived newsletter on the RISN website. In the meantime, take a moment to check out their website and learn more about their business and fabrication of custom dress forms.

Beth Bentley

Draping

May 3, 2022

We are very excited to have Beth Bentley kick off 2022 with a session on draping. Look for more details in future newsletters. Below is a brief bio from Beth that is sure to entice your interest.

After receiving a BFA in Apparel Design from Rhode Island School of Design, Beth Bentley designed women's clothing and sweaters for Mast Industries and Northern Isles. Bentley Design Studio opened in 2000 as a freelance design company specializing in men's, women's, and children's sweaters, wovens, prints and embroideries. Customers included Talbots, Susan Bristol, Robert Scott/David Brooks, Carters and TJMaxx/Marshalls. In addition to freelancing, Beth was a dance costume designer for Festival Ballet Providence and Fudsonworks Dance Co. She is currently a patternmaker for Accurate Service, Inc. 2005-2013 Beth taught classes in apparel design, cut and sew knits, costume design, garment up-cycling, patternmaking and garment construction at RISD. She taught Upcycles Couture in RISD's accredited Summer Session. In 2009 Beth received her MFA in Artisanry/Fibers at UMass Dartmouth. Her fibers work has been exhibited at RISD, Fuller Museum, Slater Mill, Smith College, Keeseh Studios and Ellipsis Gallery. She also taught Draping, Apparel 1 (garment construction) and Apparel Design at URI.

7. Facebook Sharing

All Annual and Premier members are welcome to join the RISN private FaceBook page. Access is not automatically granted with membership applications. For any members that would still like to join the private RISN Facebook page, here's updated information from Sueann on how to join.


To become a member of the RISN FaceBook group go to the search bar and type in RISN Exclusive. When it brings you to our page there are two questions you need to answer. Answer those and hit submit. Once the administrators are notified by Facebook the record will be checked to make sure you are a current member, and you will be added.

FaceBook activity was a little quiet over the holiday (we must have been busy cooking, cleaning, wrapping, ...). But things picked up mid-January. These are just a few of the great posts. Be sure to check out FB often as you are sure to find news on local shops, new courses, questions from fellow sewists, and lots of creativity.

If there were a prize for the most energetic sewer, Rose O’Koren would win hands down!!

Here’s what she had to say about this blue fabric.

“This is what 3.5 yards of fabric will make. A boat neck top, a cowl neck top and a shawl. The fabric is a sweater knit that I bought at The Fabric Place Basement.”



This is just amazing!
Another “COOL” (pun intended)
project from Rose.

“Before and after of an insulated grocery bag. The blue bag was coming apart inside, the "tin foil" ripped. So, I took the bag apart and used it as a pattern for a new bag. I even reused the zipper. I lined the inside so the insulation wouldn't tear, I am trying to use up my stash.”



Denise Carlson found a fascinating story on the Great Big Story website about Japanese indigo dye used to make our blue jeans. There are only 5 true indigo farmers left. Watch this short video to learn about harvesting and the amazing properties the dye affords.

<https://fb.watch/aH-KHPPYke/>

Rose O’Koren tells us – “I have gone to the **Stitching and Sewing Expo** in Puyallup a few times. This year it is virtual. Check out their website for classes: www.sewexpo.com. Registration opened January 11 . It was virtual last year too, I loved the hands on classes because I knew the machines I would be working on, my machines. They also record the classes and you can watch them again for 30 days.”

Naomi Lipsky sends a hello from Virginia. She's been busy decorating her apartment by upcycling custom made drapes into a gorgeous coverlet and shams! It's beautiful!



Denise Carlson shows us a lovely quilt she made for her 7 yr old grand-niece.



Carolyn Gazerro posted on how to keep those 4 legged family members looking snazzy!

“Raincoat for Loki my grand dog. Scraps of purple raincoat fabric and gray quilted lining. Hood lining is Vizsla” dog fabric from Spoonflower. Also added 3 Vizsla motifs to back.”



From Susan Berlam—

“In December I was asked to help a friend make a gift for each of her 3 daughters. She wanted to make a patchwork hobo-like bag from scraps of fabric taken from each of her daughter’s childhood clothing (and supplement with new fabrics as she didn’t have enough old clothes saved up). I drafted a pattern from researching internet videos and provided general construction guidance and moral support 😊. Using her grandmother’s Featherweight machine, she created 3 gorgeous bags for the girls and a bonus bag for a lucky friend.”



Barbara Hendricks shared posts about upcoming sewing classes with *Master the Art of Sewing*. Be sure to check their website often. Many new classes to pick from including lots of inperson and remote attendance options!

<https://mastertheartofsewing.com>

From Susan Berlam—

“I finally got around to sewing up a medium weight wool sweater knit fabric I purchase in 2020 (I think). I chose the short coat version of Butterick 5399, leaving off the belt, but extending the length a little and inserting bound buttonholes using black Ponte knit. I might go back and add the belt to give it some shape. This is the first time I’ve done bound buttonholes since Master Seamstress with dear Mabel many years ago. Now I remember why it has taken me years to try this technique again 😊. Otherwise, I basically followed the directions in the pattern. I stumbled upon a major mistake in the pattern; after being lured in and sewing as directed. The sleeve lining directions are completely

wrong. Once sewn as instructed you can't turn the sleeve right side out! Ugh! After having done so, I saw in Pattern Review someone else pointed out the same error. Lesson learned - check Pattern Review first!"



8. Other News and Interests

RISN Website

Be sure to check the RISN website [HERE](#) for archived newsletters, updates, and events.

Sell, Buy, or Services

Urge to Purge? Members who have sewing/craft items for sale are invited to set up a table at our meetings. You need to bring home what you do not sell. We do not have the space to store extra fabric, etc. Do you have a sewing/craft related business? Why not consider showcasing/selling your items at a meeting? Please limit your selling space to one table. You can also post your sale items or what you might be looking to obtain on our Facebook page.

Scissors and Knife Sharpening

If you would like to get your knives and scissors sharpened, download the order form, and contact Chef's Culinary Edge directly to have your scissors sharpened at your convenience. [Scissor Service Sheet 1 \(pdf\)Download](#). The website is [HERE](#) and the e-mail is chefsculinaryedge@gmail.com

2021-2022 MEMBERSHIP APPLICATION FORM

Your completed application with a check made out to RI Sewing Network or RISN should be mailed directly to:

Ann Pericolo
10 Cherry Street
Wrentham, MA 02093

Membership includes six issues of our newsletter, membership to RISN Facebook page, plus discounts to meetings and other events as well as email news.

Annual Membership: New members will be asked to pay an Annual \$10 registration fee for the 2021-2022 season which includes the email notifications, newsletter, and access to the private FaceBook group. For each in-person meeting, a \$10 fee will be collected at the door from Annual Members. The nonmember fee for meetings is \$10 per meeting. Non-members will not receive any of the additional benefits (newsletter, emails, FaceBook, etc.).

Premier Membership: The Premier membership fee is \$40. With this Premiere Membership, the \$10 annual registration fee is waived and there are no additional fees for attending meetings. Premier Membership includes the email notifications, newsletter, and access to the private FaceBook group.

For members that want to participate with the FaceBook page, they must request to be included. A RISN membership does not automatically include one as a FaceBook participant. Send your request to the FaceBook Administrator Mary Morse (memorse@yahoo.com) or Sueann Walter (Sueann301@yahoo.com).

The Registration form is below and on our website: www.rhodeislandsewingnetwork.com

<u>RISN Membership Application 2021-2022</u>			
Last Name: _____			
First Name: _____			
Email: _____			
Mailing Address: _____			
Street			
_____		_____	_____
City/Town	State	Zip	
Preferred Telephone Contact: _____			
Please select your membership category.			
Annual (\$10) _____			
Premier (\$40) _____			

2022 Special Raffle Order Form

If you are unable to attend the RISN Meetings in March, April, and May to purchase raffle tickets, you can use this form to order your tickets.

Tickets: One (1) ticket cost \$5. Five (5) tickets cost \$20.

I would like to order _____ raffle tickets. (Please indicate the number of tickets you want to purchase.)

Please specify how you want to divide up your purchased tickets. All tickets can go to one item if preferred.

I would like to have _____ tickets put towards the Janome Sewing Machine raffle.

I would like to have _____ tickets put towards the Simplicity Press raffle.

Please make checks out to RISN.

Your Name: _____

Your Phone Number: _____

Mail the completed form and your payment to:

Ann Pericolo
10 Cherry Street
Wrentham, MA 02093

RISN Treasurer (Ann) will record the purchasers name on each ticket purchased by mail.