



# RI Sewing Network

## April 2022 Newsletter

### RISN Meetings

Warwick Center for  
the Arts  
3259 Post Rd  
Warwick, RI 02886

**First Tuesday of  
the Month**

**SOCIAL HOUR  
6:00 PM**

**SEW & SHARE  
6:40 PM**

**SPEAKER  
7:00 PM**



October 5, 2021  
November 2, 2021  
December 7, 2021  
March 1, 2022  
April 5, 2022  
May 3, 2022

### LAST NEWSLETTER FOR THE SEASON!

It's hard to believe the 2021/2022 RISN season is nearly complete. Our final meeting is May 3. You don't want to miss this one! Beth Bentley will be speaking on the topic of "Draping". After hearing all about the 3-D body forms from Anna Taylor and Ben Greslick in April, "Draping", couldn't be more appropriate. And you don't want to miss Mary Jo Hines drawing the winning tickets for the special raffle of the beautiful Janome sewing machine with rolling bag and the Simplicity Steam Pressing Station. Psst.....you don't have to be present to win, but we sure hope you are because we want to see your excitement when your lucky ticket is pulled!

For those who attended the April meeting, wasn't that an amazing presentation? Who would have thought that with a few minutes of photography (scanning), a full-size replica of your body can be made from strings of plastic! Read more of their story and see a few photos from the evening in the newsletter.

Tickets for the special raffle are selling strong and are still available through the May meeting. As a reminder the sewing machine was donated by the family of Diana Neumann, and the steam press and roller bag were from anonymous donors. The revenue from the raffle will go into the RISN account to fund future speakers and programs.

Once again Sew and Share was a joy to watch this month. Five enthusiast sewists modeled their beautiful creations that ranged from a selection of jackets, children's clothes, bags, and a wool skirt.

The monthly raffle saw 6 attendees win the cutest sewing accessory I've ever seen. This time Mary Jo packed the gift bags with a few items, but one stood out. A small tube that looked like a lipstick, but when you opened it and twirled it up, it revealed a tiny pincushion filled with an assortment of sewing needles. A perfect mending kit to travel with. Just don't mistake it for lipstick!

This is the final newsletter for the season. Following the May meeting, the RISN Board members will take a short break before planning for the 2022/2023 season. Finding speakers is a challenge, though Diane, as Program Chair, does an outstanding job every year. Still, this is your Network, and we want to hear from you on topics and speakers that interest you. PLEASE, PLEASE send your thoughts and ideas to Diane on what or who you would like to see in the future. And don't forget about FaceBook, that forum never stops. It's filled with inspiration and happenings that you won't want to miss.

**Look for 2022/2023 membership details in the September 2022 Newsletter.**

Happy Sewing!

**RISN Executive Board**  
**EXECUTIVE SECRETARY**

Mary Jo Hines  
(401-785-9001)

[maryjo.hines@gmail.com](mailto:maryjo.hines@gmail.com)

**TREASURER &  
REGISTRATIONS**

Ann Pericolo

[AnnPericolo@yahoo.com](mailto:AnnPericolo@yahoo.com)

**NEWSLETTER**

Susan Berlam

[scberlam@berlamnet.com](mailto:scberlam@berlamnet.com)

**PROGRAM CHAIRPERSON**

Diane Martin

(401-439-5376)

[dianemartin426@gmail.com](mailto:dianemartin426@gmail.com)

**SPECIAL EVENTS &  
NAME TAGS**

Susann Walter

[Sueann301@yahoo.com](mailto:Sueann301@yahoo.com)

**REFRESHMENTS  
CHAIRPERSON**

Nancy Spirito

[bridalfinerydesign@gmail.com](mailto:bridalfinerydesign@gmail.com)

**WEB ADMINISTRATOR**

Maureen Rozes

[maureenrozes@gmail.com](mailto:maureenrozes@gmail.com)

**FACEBOOK ADMINISTRATORS**

Sueann Walter

[Sueann301@yahoo.com](mailto:Sueann301@yahoo.com)

Mary Morse

[memorse@yahoo.com](mailto:memorse@yahoo.com)

**Newsletter Guide**

*Newsletter Guide* ..... 2

1. *Membership Information & Facebook Instructions* ..... 3

2. *April Recap – 3D Body Form Printing* ..... 3

3. *New Venue – Warwick Center for the Arts*..... 7

4. *Special Raffle – Thanks to Generous Donors!*..... 7

5. *RISN Meeting Schedule and Speaker Line-Up for 2021-2022*..... 8

6. *Facebook Sharing*..... 9

7. *Other News and Interests* ..... 11

*2021-2022 MEMBERSHIP APPLICATION FORM*..... 12

*2022 Special Raffle Order Form* ..... 13

## 1. Membership Information & Facebook Instructions

Thank you to everyone for spreading the word about this fun and informative organization. It's never too late to join, or simply attend a meeting that showcases a topic you are interested in. Invite your friends to one of the remaining meetings! **Look for 2022/2023 membership details in the September 2022 Newsletter.**

For any members that would still like to join the private RISN Facebook page, here's updated information from Sueann on how to join.

*To become a member of the RISN FaceBook group go to the search bar and type in RISN Exclusive. When it brings you to our page there are two questions you need to answer. Answer those and hit submit. Once the administrators are notified by Facebook the record will be checked to make sure you are a current member, and you will be added.*

Attached to this newsletter is the 2021-2022 RISN membership application form. Membership includes six issues of our newsletter, access to the private RISN Facebook page, plus discounts to meetings and other events as well as email news.

1. Annual Membership is \$10 and each of the six scheduled meetings is \$10 for each meeting attended. The nonmember fee for meetings is \$10 per meeting (no emails or Facebook).
2. Premiere Membership is \$40. With this Premiere Membership, the \$10 membership fee is waived and there are no additional fees for attending meetings.

The Registration form is attached to the newsletter and on our website:

[www.rhodeislandsewingnetwork.com](http://www.rhodeislandsewingnetwork.com)

## 2. April Recap – 3D Body Form Printing



### 3D Print Me

<https://3dprintme.me>

[Info@3dprintme.me](mailto:Info@3dprintme.me)

Anna Taylor and Ben Greslick gave a fascinating and entertaining presentation on their “side business”, 3D Print Me. As self-proclaimed “GEEKS”, both holding fulltime careers in the IT world, came up with the idea of 3-D body form printing after seeing an amateur duct tape body form. Anna, as a Master Seamstress graduate, already had plenty of experience with the more advanced plaster forms some of us made in the MSII program. Between Anna’s first-hand knowledge of the available options for body forms and Ben’s expertise of 3-D printing, the two saw the potential to bring dress forms to the next level.

They started their business adventure with free software and hardware readily available to anyone. With lots of experimentation and upgrades to equipment and software, they have perfected the operation and launched their business.

Anna showed us several example forms, including leg only forms, body forms, and miniature forms. While they were speaking, they had a 3-D printer off to the side of the room producing a small body form a few inches high. By the time the meeting concluded the little form was nearly done.

They explained that scanning the client takes about 30 minutes, which includes a few scans to be sure the scanner caught every portion of the body, and then the image is sent off to the printer. The actual printing of a full-size form can take as long as 14+ hours. Once printed, they mount the form on a wooden base and instruct the client how to cover it to make it easy to pin into for the purposes of draping. The total weight of the form and base is roughly 10 pounds. They also print ¼ scale for sewists and designers that work on the smaller scale.

Check out their website for more information on the scanning process, what to wear, what to expect, approximate cost, and where they will be next. **Hint** – Master the Art of Sewing April 28.




Two examples of full-size printing are shown here. The form on the left was created from a model wearing a corset and the form on the right was first covered with cotton batting followed by a knit sleeve. The light layer of batting allows for pins to be used on the form.



Pink Legs!

They must have used pink plastic filament for this one.





The 3-D printer is shown to the left and the small-scale form printed during the meeting is shown to the right.



A few photos from the evening....

### Sew and Share




Rose O'Koren modeled her Green Style Sundance Jacket made from water resistant fabric from Malden Mills. Rose said this one had been residing in her "unfinished pile" for years. So glad it was resurrected because it is beautiful!



---

Donna Mansolillo showed her garment, an adorable little girl's Easter dress fabricated using a t-shirt and pleater for the cotton. Her inspiration came from the book, "Sew Pretty T-Shirt Dresses".

---



Jerilyn Perry kept the bag theme going and shared a cute purse that she made with fabric that she won at the last meeting!

It's a black vinyl weave purse lined with a butterfly cotton where she artfully displays a butterfly through the center front cutout on the bag.

Adorable!

Jerilyn also made her jacket but didn't give any details on her fine make. Ask her about it in May!



Chrissy Vonin shared her bomber jacket made from home dec fabric she bought at Ryco before that store closed. The pattern is the Cashmerette Kimbal Bomber from the Cashmerette Club. Chrissy, the jacket is GORGEOUS!





Using “vintage fabric” and THREADS issue #164, Mary Jo Hines made her expertly matched plaid skirt with a pleat vent in the center back. As if matching the plaid wasn’t challenge enough, she put a hidden pocket on the side. Outstanding!




### 3. New Venue – Warwick Center for the Arts

#### REMINDER –

The Warwick Center for the Arts does have a handicap parking space and an elevator located near the rear of the building. If you need to use the elevator, call the number posted on the door (401-737-0100) and someone from the Center will unlock the door.

See the front of the building with the new granite staircase. The front entrance is expected to be open for the May meeting.



### 4. Special Raffle – Thanks to Generous Donors!

Diana Neumann’s family has graciously donated her Janome DC3050 portable sewing machine, and anonymous donors gave us a beautiful tapestry sewing machine roller bag to accompany the machine and a Digital Simplicity Quick Press Pro to the RISN. The sewing machine and roller bag will be raffled together as one and the pressing station will be raffled separately. Photos of these generous gifts are shown below. In an effort to continue to bring outstanding professional speakers and workshops to the RISN, these items will be raffled off and the proceeds will go into the RISN treasury. Raffle tickets will be sold at the remaining RISN meetings with the raffle being held at the May meeting. You do not have to be attendance to win.

Raffle Tickets: One (1) ticket for \$5. Five (5) tickets for \$20. Purchase tickets at the meeting (March, April, and/or May). Upon purchasing, RISN members will be asked to write your name on

each raffle ticket purchased. Non-members purchasing a raffle ticket will be asked to write their name and phone number on each raffle ticket purchased.

If you are unable to attend a meeting in person to purchase your tickets, you can order raffle tickets by mailing your money and request to Ann Pericolo, RISN Treasurer. Ann will write your name on your raffle ticket(s). A Raffle Ticket Order Form is at the end of the newsletter.



To the left is the sewing machine and pressing station and on the right is the sewing machine bag to be raffled with the machine.



Raffle tickets will be sold up and until the start of the May meeting.



## 5. RISN Meeting Schedule and Speaker Line-Up for 2021-2022

### RISN 2021/2022 Speakers

October 5, 2021	Jill Marinelli - Fashion Stylist
November 2, 2021	Adrian Burke - Fabric Design & Printing
December 7, 2021	Jennifer Hunt & Joan Alger - Castle Lane Renaissance Cloaks
March 1, 2022 2PM	Special Event with Anna Mazur – Threads Magazine
March 1, 2022 7PM	Anna Mazur – Threads Magazine
April 5, 2022	Anna Taylor & Ben Greslick - Body Scanning Dress Forms
May 3, 2022	Beth Bentley - Draping

Below are a few details about the upcoming speakers. See previous newsletters for past speakers.



# Beth Bentley

## Draping

May 3, 2022

We are very excited to have Beth Bentley in May with a session on draping. Here's what Beth says we can expect.

*You are all accomplished sewers, creating quality garments that you're proud of. Do they make you smile? Do they reflect your personality? In addition to my own professional design work, for the past 20 years I have encouraged and taught students at RISD and URI in the art of expressing themselves through garments. I would like to help you add unique details to your newly created garments that add a touch of your personality and flare.*

*"If a woman smiles, her dress must also smile."  
-- Madeleine Vionnet*

*Madamme Vionnet was a revolutionary French couturière in the 1900's. Her use of the bias-cut technique liberated women from constricting corsets while adding glamour and sensuality to the silhouette. Using geometric shapes, she created beautifully fitted garments through unique seaming and details.*

*In my demonstration at RISN, I will utilize Mme. Vionnet's techniques of draping bias and geometric shapes to create new and exciting details, hems, sleeves and more to add to your garments, making them unique to you and your personal style.*

Below is a brief bio from Beth that is sure to entice your interest.

After receiving a BFA in Apparel Design from Rhode Island School of Design, Beth Bentley designed women's clothing and sweaters for Mast Industries and Northern Isles. Bentley Design Studio opened in 2000 as a freelance design company specializing in men's, women's, and children's sweaters, wovens, prints and embroideries. Customers included Talbots, Susan Bristol, Robert Scott/David Brooks, Carters and TJMaxx/Marshalls. In addition to freelancing, Beth was a dance costume designer for Festival Ballet Providence and Fusionworks Dance Co. She is currently a patternmaker for Accurate Service, Inc. 2005-2013 Beth taught classes in apparel design, cut, and sew knits, costume design, garment up-cycling, patternmaking and garment construction at RISD. She taught Upcycles Couture in RISD's accredited Summer Session. In 2009 Beth received her MFA in Artisanry/Fibers at UMass Dartmouth. Her fibers work has been exhibited at RISD, Fuller Museum, Slater Mill, Smith College, Keeseh Studios and Ellipsis Gallery. She also taught Draping, Apparel 1 (garment construction) and Apparel Design at URI.

## 6. Facebook Sharing

These are just a few of the great posts. Be sure to check out FB often as you are sure to find news on local shops, new courses, questions from fellow sewists, and lots of creativity.

---

Kathleen Garrity posted .....

I was thrilled this weekend with the acquisition of this Singer VS2, made in 1891. It has the ‘coffin’ cover and the complete puzzle box of attachments (major!). It works like new. My Honey bought it for me and the whole thing was kismet! I’m calling her Daisy Rose after her decals.

And then Mary Jo Hines commented, “We should do a RISN meeting regarding vintage sewing machines!”



---

There’s still time to see the “New London County Quilts & Bed Covers, 1750-1825” at the **Florence Griswold Museum** in Lyme, CT The popular show ends May 1.

<https://florencegriswoldmuseum.org/exhibitions/>



---

Sueann Walter shared this exciting announcement.

Maria Vazquez will be in a PBS documentary coming out this May documenting the conservation of the Byfield Flag. Watch the trailer.

[A Stitch in Time - Official Trailer - A Rhode Island PBS Original](#)





It only takes one picture to inspire Rose O’Koren to recreate her own garment. Check out FB for the original inspirations for both of these makes.

On the left she created a two piece jumpsuit made from fabric picked up at Affordable Fabrics and the Judy Kessinger pants and Dondi top pattern.

And on the right, the same fabric was used to make a lovely golf shirt with a  $\frac{3}{4}$  zipper, interfaced square collar and scraps of fabric for the trim around the arm holes and collar. The black skirt is the Greenstyle Rally Skirt that she added side pockets to.

How will she find the time to GOLF with all that sewing going on?



---

Barbara Hendricks shared posts about upcoming sewing classes with *Master the Art of Sewing*. Be sure to check their website often. Many new classes to pick from including lots of inperson and remote attendance options!

<https://mastertheartofsewing.com>

---

## 7. Other News and Interests

### **RISN Website**

Be sure to check the RISN website [HERE](#) for archived newsletters, updates, and events.

---

### **Sell, Buy, or Services**

Urge to Purge? Members who have sewing/craft items for sale are invited to set up a table at our meetings. You need to bring home what you do not sell. We do not have the space to store extra fabric, etc. Do you have a sewing/craft related business? Why not consider showcasing/selling your items at a meeting? Please limit your selling space to one table. You can also post your sale items or what you might be looking to obtain on our Facebook page.

---

## 2021-2022 MEMBERSHIP APPLICATION FORM

Your completed application with a check made out to RI Sewing Network or RISN should be mailed directly to:

Ann Pericolo  
10 Cherry Street  
Wrentham, MA 02093

Membership includes six issues of our newsletter, membership to RISN Facebook page, plus discounts to meetings and other events as well as email news.

**Annual Membership:** New members will be asked to pay an Annual \$10 registration fee for the 2021-2022 season which includes the email notifications, newsletter, and access to the private FaceBook group. For each in-person meeting, a \$10 fee will be collected at the door from Annual Members. The nonmember fee for meetings is \$10 per meeting. Non-members will not receive any of the additional benefits (newsletter, emails, FaceBook, etc.).

**Premier Membership:** The Premier membership fee is \$40. With this Premiere Membership, the \$10 annual registration fee is waived and there are no additional fees for attending meetings. Premier Membership includes the email notifications, newsletter, and access to the private FaceBook group.

For members that want to participate with the FaceBook page, they must request to be included. A RISN membership does not automatically include one as a FaceBook participant. Send your request to the FaceBook Administrator Mary Morse ([memorse@yahoo.com](mailto:memorse@yahoo.com)) or Sueann Walter ([Sueann301@yahoo.com](mailto:Sueann301@yahoo.com)).

The Registration form is below and on our website: [www.rhodeislandsewingnetwork.com](http://www.rhodeislandsewingnetwork.com)

<b><u>RISN Membership Application 2021-2022</u></b>			
Last Name: _____			
First Name: _____			
Email: _____			
Mailing Address: _____			
Street			
_____		_____	_____
City/Town	State	Zip	
Preferred Telephone Contact: _____			
<b>Please select your membership category.</b>			
Annual (\$10) _____			
Premier (\$40) _____			

## 2022 Special Raffle Order Form

If you are unable to attend the RISN Meetings in March, April, and May to purchase raffle tickets, you can use this form to order your tickets.

**Tickets:** One (1) ticket cost \$5. Five (5) tickets cost \$20.

I would like to order \_\_\_\_\_ raffle tickets. (Please indicate the number of tickets you want to purchase.)

Please specify how you want to divide up your purchased tickets. All tickets can go to one item if preferred.

I would like to have \_\_\_\_\_ tickets put towards the Janome Sewing Machine and roller bag raffle.

I would like to have \_\_\_\_\_ tickets put towards the Simplicity Press raffle.

Please make checks out to RISN.

Your Name: \_\_\_\_\_

Your Phone Number: \_\_\_\_\_

Mail the completed form and your payment to:

Ann Pericolo  
10 Cherry Street  
Wrentham, MA 02093

RISN Treasurer (Ann) will record the purchasers name on each ticket purchased by mail.